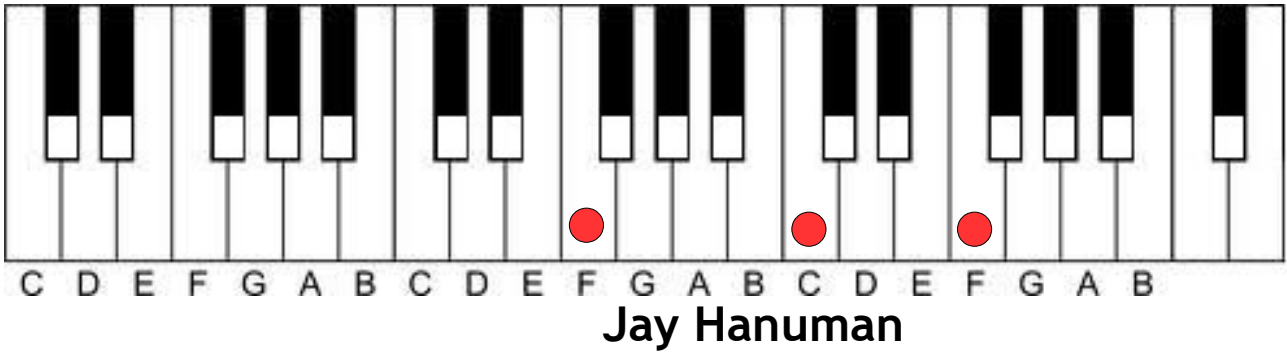


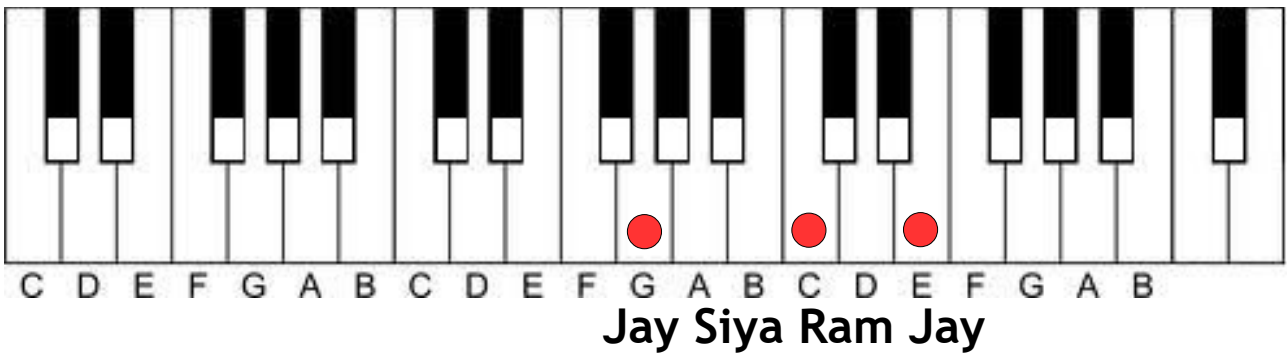
A piano keyboard diagram showing the notes C, D, E, F, G, A, B across two octaves. Three red dots are placed on the white keys G, C, and E in the second octave, indicating the notes to be played for the phrase "Jay Siya Ram Jay".

Jay Siya Ram Jay



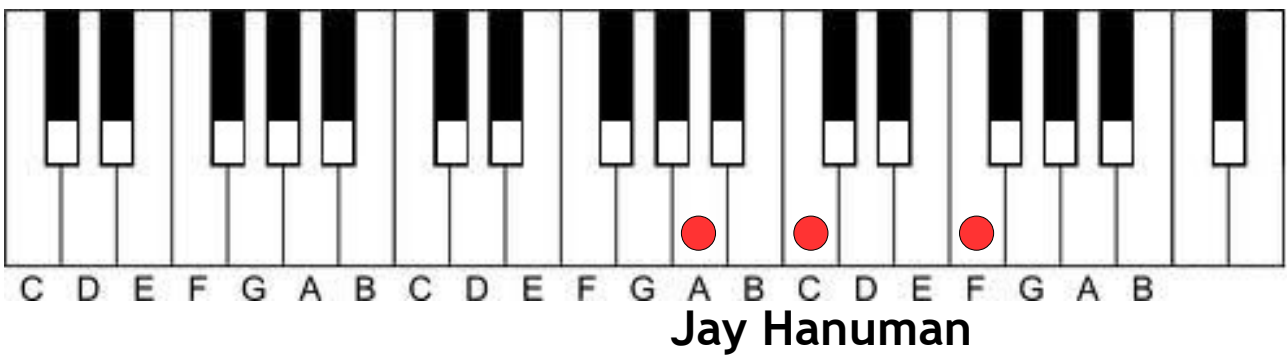
A piano keyboard diagram showing the notes C, D, E, F, G, A, B across two octaves. Three red dots are placed on the white keys F, C, and F in the second octave, indicating the notes to be played for the phrase "Jay Hanuman".

Jay Hanuman



A piano keyboard diagram showing the notes C, D, E, F, G, A, B across two octaves. Three red dots are placed on the white keys G, C, and E in the second octave, indicating the notes to be played for the phrase "Jay Siya Ram Jay".

Jay Siya Ram Jay



A piano keyboard diagram showing the notes C, D, E, F, G, A, B across two octaves. Three red dots are placed on the white keys A, C, and F in the second octave, indicating the notes to be played for the phrase "Jay Hanuman".

Jay Hanuman

C D E F G A B C D E F G A B C D E F G A B

Jay Siya Ram Jay

C D E F G A B C D E F G A B C D E F G A B

Jay Hanuman

C D E F G A B C D E F G A B C D E F G A B

Jay Siya Ram Jay

C D E F G A B C D E F G A B C D E F G A B

Jay Hanuman

Grundton: C
Bordun: C+G

Original:

Album: Krishna Das „Breath of the Heart“

Titel: „Baba Hanuman“

<https://krishnadasmusic.com/products/breath-of-the-heart>

Anhören (Video):

<https://youtu.be/ZdjEgaND0n8>

Harmonium-Akkorde von Stephan Hilchenbach, www.chanten-mantrasingen.de